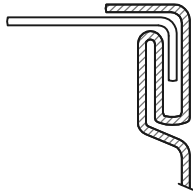


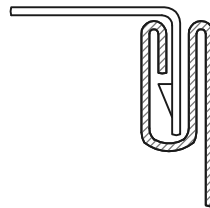
PITTS



PITTSBURG SEAM

SMACNA TYPE L-1

SNAP



- USED FOR 20-26 ga 4" w.g. AND LESS
- SCREWS ADDED AT THE ENDS OF ALL DUCTWORK FOR 4" w.g. PRESSURE CLASS
- SCREWS ADDED AT THE ENDS OF ALL DUCTWORK FOR 3" w.g. PRESSURE CLASS ON SIZES 48" AND LARGER

SNAPLOCK SEAM

SMACNA TYPE L-2

SPS



LAPPED, SPOTWELDED & SEALED

SMACNA TYPE RL-2 or RL-3

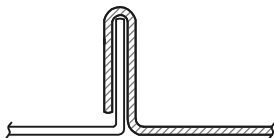
SWB



SOLID BUTT WELDED

SMACNA TYPE RL-4
20 GA. MIN.

STANDING SEAM



SMACNA TYPE L-4

5/8" STANDING SEAM ON ALL PANELS